

DIGITAL INDICATOR

AK-60



OVERVIEW

The ASHE Series AK is a range of fully configurable micro-controller based universal Digital process Indicator with and without control relay outputs, offered in a highly compact, rugged and reliable execution. The instrument has three keys on the front panel, with which the operator can set the parameters and configure the instrument as desired. Single or Dual four-digit LED display options are offered on the front panel. The display can indicate any scale range between -999 to +9999 units.

The Indicators accept all industrial standard input signals, like 4 to 20 mA DC, AC/DC Voltage, AC/DC Current, Resistance, Strain-gauge, Frequency and all temperature sensors like RTD Pt-100, Thermocouples (type J,K,R,S,T,B,E.etc.), Proximity Switches, etc. The Indicator is available in several dimensions in panel-mount execution and operates on AC or DC power supply, as required. The instrument may be used in either two-wire or four-wire configuration and is calibrated as specified.

The instrument has Single or Dual Relays for control action, the set-points of which may be set from the front keyboard. Options include Dual display, multiple Relay outputs, analog retransmission signal, DIN rail mount, Weather-proof / flame-proof executions, etc.

The Ashe AK range of Indicators offer a high degree of reliability owing to their inherent accuracy in process control, besides other characteristics like total immunity to shocks, dust, ambient temperatures, humidity and corrosive atmospheres. Further, the instruments are manufactured using selected high-grade components which guarantee their functional reliability and long operational life.

All ASHE range of instruments carry a lifetime warranty for design and workmanship.

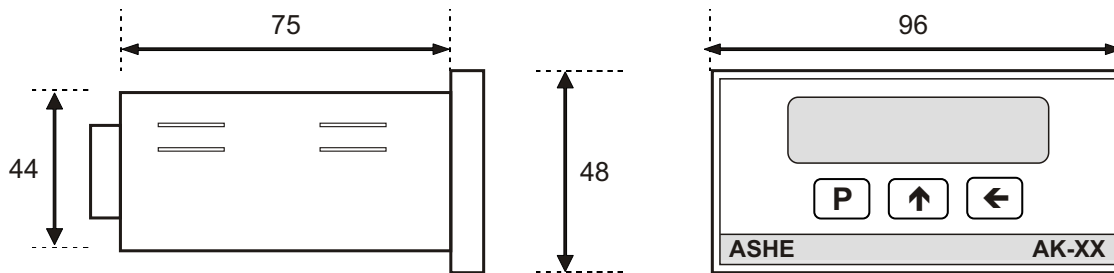
SPECIFICATIONS

Model	ASHEAK-60 (No Relay)
Type	Microcontroller based analog process indication on Digital display with single/dual-point control action.
Input Signals / Sensors	4 to 20 mA DC, AC/DC Voltage, AC/DC Current, Resistance, Strain-gauge, Frequency, Proximity Switches and all temperature sensors like RTD Pt-100, Thermocouples type J,K,R,S,T,E,B, etc.
Display	4-digit, 0.5" seven-segment LED display.
Scale Range	-999 to +9999.
Calibration	Configurable.
Response time	< 100 mS
Linearity	0.1% of span.
Calibration facility	By Membrane keypad on front panel.
Control output	Single / Dual relay changeover contacts (configurable).
Contact Rating	10 Ampere @ 230 VAC (resistive loads).
Control Logic	High-Low (Configurable).
Alarm indication	By LED on front panel.
Memory	Non-volatile.
Accuracy	0.1% of FSD.
Retransmission	4 to 20 mADC [optional].
Load driving capacity	600 Ohms
Polarity	Auto-sensing.
Settings	Settings for Zero, Span, Decimal point.
Power Supply	90 V to 270 VAC, 50 hz universal power supply. [Optionally 24 VDC].
Dimensions	48 x 96 x 75 mm [W x H x D].
Execution	Panel mounting.
Enclosure	Industrial grade ABS.
Weight	Approximately 0.5 Kgs.
Operating Temperature	0 to 50 °C.

FEATURES

- Microcontroller based design.
- Low cost, high functionality
- Standard analog signals and Sensors.
- Low Input impedance – negligible load on loop.
- High accuracy and linearity to input signal
- 4-digit seven-segment digital LED displays
- Single / Dual Relay change-over contacts
- Very low power consumption and heat dissipation
- Fully configurable
- Retransmission option.
- External transmitter powering option
- Polarity Auto-sensing
- Selectable Decimal-point
- Universal AC Power Supply
- On-Off or PID control action options
- Rugged, industrial grade ABS enclosure
- High Noise immunity.
- Panel / Field / Hazardous-area installation in IP65 execution
- Proven record of several thousand installations
- Lifetime warranty on design and workmanship

DIMENSIONAL DIAGRAM



HOW TO ORDER

48x96x75 mm, No Relays.

AK-60

Configuration and Add-on options w

1 INPUT SIGNALS

- ▶ Universal input signal
Standard Input Signals offered (if specific input required)
- ▶ 4 to 20 mA DC
- ▶ DC Voltage, 0-10 V DC
- ▶ RTD Pt-100 (three-wire)
- ▶ J type Thermocouple (0 to 750 OC)
- ▶ K type Thermocouple (0 to 1200 OC)
- ▶ R type Thermocouple (0 to 1800 OC)
- ▶ S type Thermocouple (0 to 1800 OC)
- ▶ T type Thermocouple (-200 to +350 OC)

Optional Inputs available on request

- ▶ 4 to 20 mA DC with aux 24 VDC @ 100 mA power output for Trans.
- ▶ Resistance
- ▶ Frequency, Proximity Sensor.
- ▶ AC Voltage (to be specified)
- ▶ AC Current (0 to 1 / 5 Ampere)
- ▶ Other (to be specified).

U
L
D
R
J
K
P
S
T

Q
E
F
H
A
Z

2 POWER SUPPLY

- ▶ Universal AC Power Supply, 90 to 270 V AC, 50/60 Hz.
Optional Power Supply available on request
- ▶ 24 V DC (±10%).
- ▶ Other (to be specified).

V
D
Z

3 EXECUTION

- ▶ Panel mounting [48 x 96 mm]
- ▶ Field mounting in Weather-proof execution
(Polycarbonate enclosure, IP65 protection)
- ▶ Field mounting in Flame/Explosion-proof execution
(Cast Aluminum Alloy LM6 enclosure, for Gas groups IIA, IIB)
- ▶ Other (to be specified)

B
W
X
Z

4 RETRANSMISSION

- ▶ Retransmission of 4 to 20 mA DC
- ▶ Retransmission of 0 to 10 V DC
- ▶ No Retransmission
- ▶ Other (to be specified)

R
V
O
Z

OUR OTHER PRODUCTS



PROCESS CONTROLLER



UNIVERSAL CONTROLLER



FLOW TOTALIZER



TEMP. SCANNER



SIGNAL ISOLATORS & TRANSDUCERS



SMPS POWER SUPPLIES



ASHE CONTROLS PRIVATE LIMITED

6/317, 318 & 319, Jogani Industrial Complex, Near ATI, Sion-Trombay Road, Chunabhatti (East), Mumbai - 400 022, India.
Phone / Fax : (022) 2405 1561, 2405 5791 • E-mail : sales@ashecontrols.com • Website: http://www.ashecontrols.com



DIGITAL INDICATOR WITH CONTROL ACTION

AK-61



OVERVIEW

The ASHE Series AK is a range of fully configurable micro-controller based universal Digital process Indicator with and without control relay outputs, offered in a highly compact, rugged and reliable execution. The instrument has three keys on the front panel, with which the operator can set the parameters and configure the instrument as desired. Single or Dual four-digit LED display options are offered on the front panel. The display can indicate any scale range between -999 to +9999 units.

The Indicators accept all industrial standard input signals, like 4 to 20 mA DC, AC/DC Voltage, AC/DC Current, Resistance, Strain-gauge, Frequency and all temperature sensors like RTD Pt-100, Thermocouples (type J,K,R,S,T,B,E.etc.), Proximity Switches, etc. The Indicator is available in several dimensions in panel-mount execution and operates on AC or DC power supply, as required. The instrument may be used in either two-wire or four-wire configuration and is calibrated as specified.

The instrument has Single or Dual Relays for control action, the set-points of which may be set from the front keyboard. Options include Dual display, multiple Relay outputs, analog retransmission signal, DIN rail mount, Weather-proof / flame-proof executions, etc.

The Ashe AK range of Indicators offer a high degree of reliability owing to their inherent accuracy in process control, besides other characteristics like total immunity to shocks, dust, ambient temperatures, humidity and corrosive atmospheres. Further, the instruments are manufactured using selected high-grade components which guarantee their functional reliability and long operational life.

All ASHE range of instruments carry a lifetime warranty for design and workmanship.

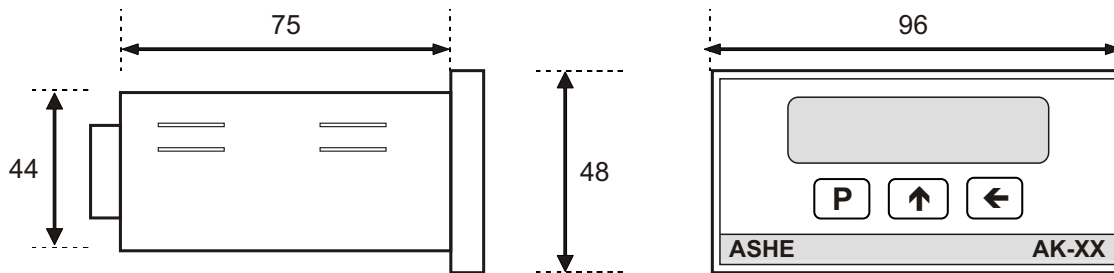
SPECIFICATIONS

Model	ASHEAK-61 (One Relay)
Type	Microcontroller based analog process indication on Digital display with single/dual-point control action.
Input Signals / Sensors	4 to 20 mA DC, AC/DC Voltage, AC/DC Current, Resistance, Strain-gauge, Frequency, Proximity Switches and all temperature sensors like RTD Pt-100, Thermocouples type J,K,R,S,T,E,B, etc.
Display	4-digit, 0.5" seven-segment LED display.
Scale Range	-999 to +9999.
Calibration	Configurable.
Response time	< 100 mS
Linearity	0.1% of span.
Calibration facility	By Membrane keypad on front panel.
Control output	Single / Dual relay changeover contacts (configurable).
Contact Rating	10 Ampere @ 230 VAC (resistive loads).
Control Logic	High-Low (Configurable).
Alarm indication	By LED on front panel.
Memory	Non-volatile.
Accuracy	0.1% of FSD.
Retransmission	4 to 20 mADC [optional].
Load driving capacity	600 Ohms
Polarity	Auto-sensing.
Settings	Settings for Zero, Span, Decimal point.
Power Supply	90 V to 270 VAC, 50 hz universal power supply. [Optionally 24 VDC].
Dimensions	48 x 96 x 75 mm [W x H x D].
Execution	Panel mounting.
Enclosure	Industrial grade ABS.
Weight	Approximately 0.5 Kgs.
Operating Temperature	0 to 50 °C.

FEATURES

- Microcontroller based design.
- Low cost, high functionality
- Standard analog signals and Sensors.
- Low Input impedance – negligible load on loop.
- High accuracy and linearity to input signal
- 4-digit seven-segment digital LED displays
- Single / Dual Relay change-over contacts
- Very low power consumption and heat dissipation
- Fully configurable
- Retransmission option.
- External transmitter powering option
- Polarity Auto-sensing
- Selectable Decimal-point
- Universal AC Power Supply
- On-Off or PID control action options
- Rugged, industrial grade ABS enclosure
- High Noise immunity.
- Panel / Field / Hazardous-area installation in IP65 execution
- Proven record of several thousand installations
- Lifetime warranty on design and workmanship

DIMENSIONAL DIAGRAM



HOW TO ORDER

48x96x75 mm, One Relay control output

AK-61

Configuration and Add-on options w

1 INPUT SIGNALS

- ▶ Universal input signal
Standard Input Signals offered (if specific input required)
- ▶ 4 to 20 mA DC
- ▶ DC Voltage, 0-10 V DC
- ▶ RTD Pt-100 (three-wire)
- ▶ J type Thermocouple (0 to 750 OC)
- ▶ K type Thermocouple (0 to 1200 OC)
- ▶ R type Thermocouple (0 to 1800 OC)
- ▶ S type Thermocouple (0 to 1800 OC)
- ▶ T type Thermocouple (-200 to +350 OC)

Optional Inputs available on request

- ▶ 4 to 20 mA DC with aux 24 VDC @ 100 mA power output for Trans.
- ▶ Resistance
- ▶ Frequency, Proximity Sensor.
- ▶ AC Voltage (to be specified)
- ▶ AC Current (0 to 1 / 5 Ampere)
- ▶ Other (to be specified).

U
L
D
R
J
K
P
S
T

Q
E
F
H
A
Z

2 POWER SUPPLY

- ▶ Universal AC Power Supply, 90 to 270 V AC, 50/60 Hz.
Optional Power Supply available on request
- ▶ 24 V DC (±10%).
- ▶ Other (to be specified).

V
D
Z

3 EXECUTION

- ▶ Panel mounting [48 x 96 mm]
- ▶ Field mounting in Weather-proof execution
(Polycarbonate enclosure, IP65 protection)
- ▶ Field mounting in Flame/Explosion-proof execution
(Cast Aluminum Alloy LM6 enclosure, for Gas groups IIA, IIB)
- ▶ Other (to be specified)

B
W
X
Z

4 RETRANSMISSION

- ▶ Retransmission of 4 to 20 mA DC
- ▶ Retransmission of 0 to 10 V DC
- ▶ No Retransmission
- ▶ Other (to be specified)

R
V
O
Z

OUR OTHER PRODUCTS



PROCESS CONTROLLER

UNIVERSAL CONTROLLER

FLOW TOTALIZER

TEMP. SCANNER

SIGNAL ISOLATORS & TRANSDUCERS

SMPS POWER SUPPLIES



ASHE CONTROLS PRIVATE LIMITED

6/317, 318 & 319, Jogani Industrial Complex, Near ATI, Sion-Trombay Road, Chunabhatti (East), Mumbai - 400 022, India.
Phone / Fax : (022) 2405 1561, 2405 5791 • E-mail : sales@ashecontrols.com • Website: http://www.ashecontrols.com

DIGITAL INDICATOR WITH CONTROL ACTION

AK-62



OVERVIEW

The ASHE Series AK is a range of fully configurable micro-controller based universal Digital process Indicator with and without control relay outputs, offered in a highly compact, rugged and reliable execution. The instrument has three keys on the front panel, with which the operator can set the parameters and configure the instrument as desired. Single or Dual four-digit LED display options are offered on the front panel. The display can indicate any scale range between -999 to +9999 units.

The Indicators accept all industrial standard input signals, like 4 to 20 mA DC, AC/DC Voltage, AC/DC Current, Resistance, Strain-gauge, Frequency and all temperature sensors like RTD Pt-100, Thermocouples (type J,K,R,S,T,B,E.etc.), Proximity Switches, etc. The Indicator is available in several dimensions in panel-mount execution and operates on AC or DC power supply, as required. The instrument may be used in either two-wire or four-wire configuration and is calibrated as specified.

The instrument has Single or Dual Relays for control action, the set-points of which may be set from the front keyboard. Options include Dual display, multiple Relay outputs, analog retransmission signal, DIN rail mount, Weather-proof / flame-proof executions, etc.

The Ashe AK range of Indicators offer a high degree of reliability owing to their inherent accuracy in process control, besides other characteristics like total immunity to shocks, dust, ambient temperatures, humidity and corrosive atmospheres. Further, the instruments are manufactured using selected high-grade components which guarantee their functional reliability and long operational life.

All ASHE range of instruments carry a lifetime warranty for design and workmanship.

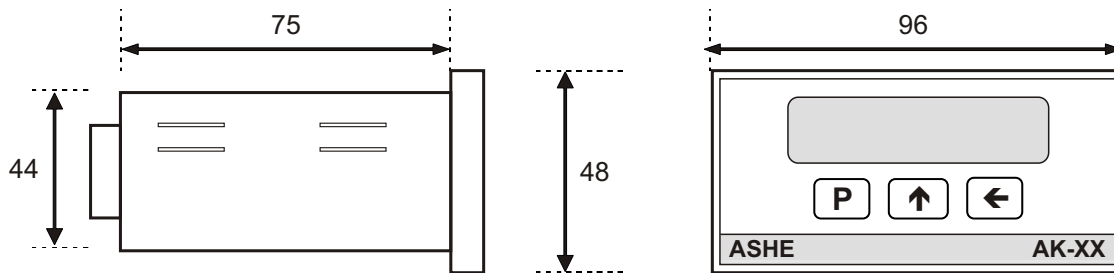
SPECIFICATIONS

Model	ASHEAK-62 (Two Relay)
Type	Microcontroller based analog process indication on Digital display with single/dual-point control action.
Input Signals / Sensors	4 to 20 mA DC, AC/DC Voltage, AC/DC Current, Resistance, Strain-gauge, Frequency, Proximity Switches and all temperature sensors like RTD Pt-100, Thermocouples type J,K,R,S,T,E,B, etc.
Display	4-digit, 0.5" seven-segment LED display.
Scale Range	-999 to +9999.
Calibration	Configurable.
Response time	< 100 mS
Linearity	0.1% of span.
Calibration facility	By Membrane keypad on front panel.
Control output	Single / Dual relay changeover contacts (configurable).
Contact Rating	10 Ampere @ 230 V AC (resistive loads).
Control Logic	High-Low (Configurable).
Alarm indication	By LED on front panel.
Memory	Non-volatile.
Accuracy	0.1% of FSD.
Retransmission	4 to 20 mADC [optional].
Load driving capacity	600 Ohms
Polarity	Auto-sensing.
Settings	Settings for Zero, Span, Decimal point.
Power Supply	90 V to 270 V AC, 50 hz universal power supply. [Optionally 24 VDC].
Dimensions	48 x 96 x 75 mm [W x H x D].
Execution	Panel mounting.
Enclosure	Industrial grade ABS.
Weight	Approximately 0.5 Kgs.
Operating Temperature	0 to 50 °C.

FEATURES

- Microcontroller based design.
- Low cost, high functionality
- Standard analog signals and Sensors.
- Low Input impedance – negligible load on loop.
- High accuracy and linearity to input signal
- 4-digit seven-segment digital LED displays
- Single / Dual Relay change-over contacts
- Very low power consumption and heat dissipation
- Fully configurable
- Retransmission option.
- External transmitter powering option
- Polarity Auto-sensing
- Selectable Decimal-point
- Universal AC Power Supply
- On-Off or PID control action options
- Rugged, industrial grade ABS enclosure
- High Noise immunity.
- Panel / Field / Hazardous-area installation in IP65 execution
- Proven record of several thousand installations
- Lifetime warranty on design and workmanship

DIMENSIONAL DIAGRAM



HOW TO ORDER

48x96x75 mm, Two Relay control outputs

AK-62

Configuration and Add-on options w

1 INPUT SIGNALS

- ▶ Universal input signal
- Standard Input Signals offered (if specific input required)
- ▶ 4 to 20 mA DC
- ▶ DC Voltage, 0-10 V DC
- ▶ RTD Pt-100 (three-wire)
- ▶ J type Thermocouple (0 to 750 OC)
- ▶ K type Thermocouple (0 to 1200 OC)
- ▶ R type Thermocouple (0 to 1800 OC)
- ▶ S type Thermocouple (0 to 1800 OC)
- ▶ T type Thermocouple (-200 to +350 OC)

Optional Inputs available on request

- ▶ 4 to 20 mA DC with aux 24 VDC @ 100 mA power output for Trans.
- ▶ Resistance
- ▶ Frequency, Proximity Sensor.
- ▶ AC Voltage (to be specified)
- ▶ AC Current (0 to 1 / 5 Ampere)
- ▶ Other (to be specified).

U
L
D
R
J
K
P
S
T

Q
E
F
H
A
Z

2 POWER SUPPLY

- ▶ Universal AC Power Supply, 90 to 270 V AC, 50/60 Hz.
- Optional Power Supply available on request
- ▶ 24 V DC (±10%).
- ▶ Other (to be specified).

V
D
Z

3 EXECUTION

- ▶ Panel mounting [48 x 96 mm]
- ▶ Field mounting in Weather-proof execution (Polycarbonate enclosure, IP65 protection)
- ▶ Field mounting in Flame/Explosion-proof execution (Cast Aluminum Alloy LM6 enclosure, for Gas groups IIA, IIB)
- ▶ Other (to be specified)

B
W
X
Z

4 RETRANSMISSION

- ▶ Retransmission of 4 to 20 mA DC
- ▶ Retransmission of 0 to 10 V DC
- ▶ No Retransmission
- ▶ Other (to be specified)

R
V
O
Z

OUR OTHER PRODUCTS



PROCESS CONTROLLER

UNIVERSAL CONTROLLER

FLOW TOTALIZER

TEMP. SCANNER

SIGNAL ISOLATORS & TRANSDUCERS

SMPS POWER SUPPLIES



ASHE CONTROLS PRIVATE LIMITED

6/317, 318 & 319, Jogani Industrial Complex, Near ATI, Sion-Trombay Road, Chunabhatti (East), Mumbai - 400 022, India.
Phone / Fax : (022) 2405 1561, 2405 5791 • E-mail : sales@ashecontrols.com • Website: http://www.ashecontrols.com